





Try It! Tutorial

1.	<p>To play the topic, click the Try It! button in the Playback Mode area of the screen. Click the Try It! button.</p> 
2.	<p>The topic opens in Try It! mode. Press [Enter] or click the Start link to begin the playback.</p> <p>In this example, click the Start link.</p> 
3.	<p>To continue playback in Try It! mode, you follow the instructions in the bubbles.</p>
4.	<p>Follow the instructions in the bubble.</p> <p>In this example, click the Restore Down button.</p> 
5.	<p>Follow the instructions in the bubble.</p> <p>In this example, click the Maximize button.</p> 
6.	<p>The Try It! playback is complete. You can either press [Enter] or click the Finish link to close the Try It! window.</p>
7.	<p>You have completed the tutorial for Try It! mode.</p> <p>You will now be returned to the topic from which the Tutorial was launched.</p> <p>End of Procedure.</p>